


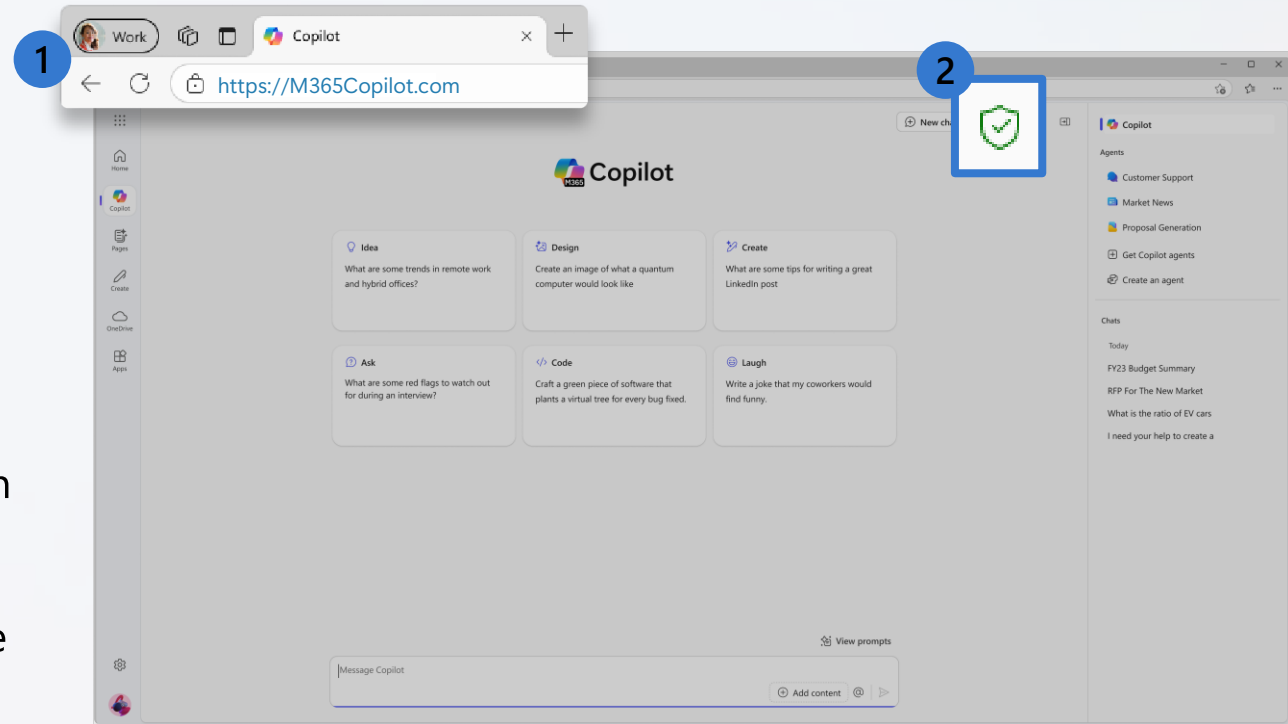
Get started with Microsoft 365 Copilot Chat



Sign in with your work account

- 1 Navigate to M365Copilot.com on your preferred browser on your device to get to Copilot Chat.
- 2 Ensure you're signed in with your work account.

You will know you are successfully signed in to Copilot Chat when you see the green shield icon  next to "New chat" and the Microsoft 365 Copilot icon at the top of the page.



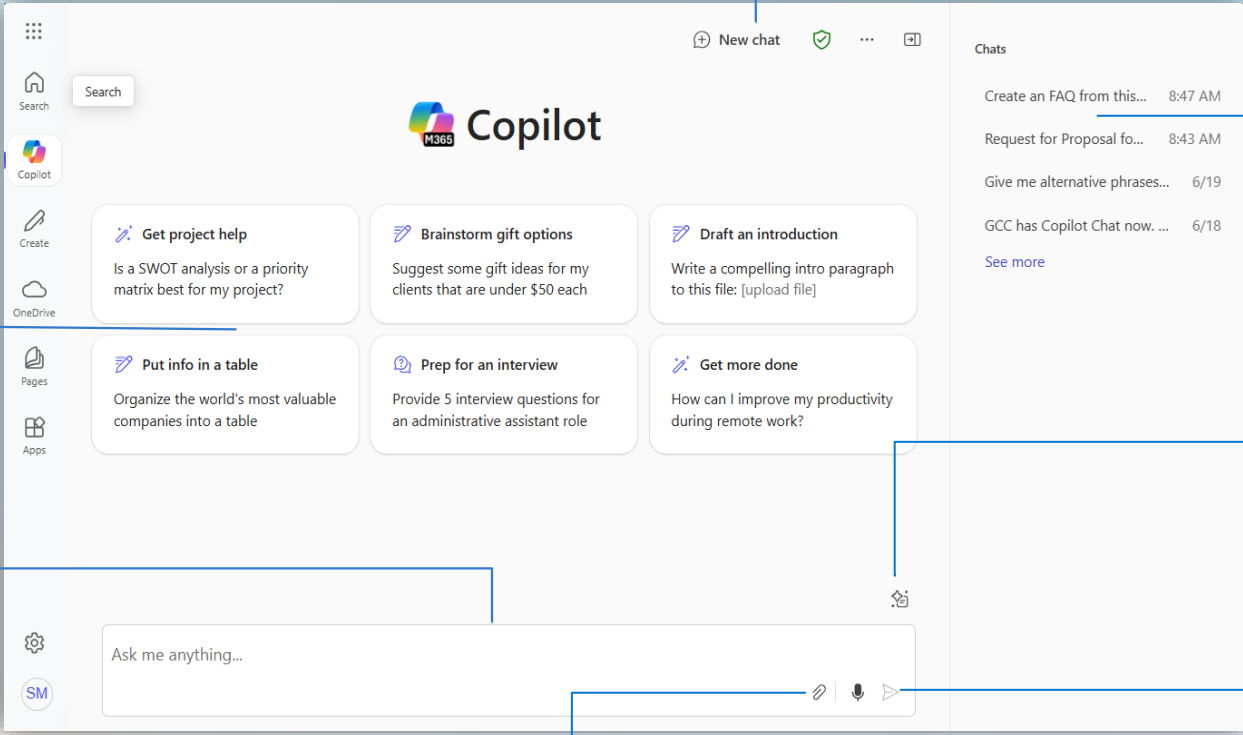
 If you are not signed in with your work account, Enterprise Data Protection does not apply.

Get to know Copilot Chat Today!

Start at

M365Copilot.com

Here is a visual tour of Copilot Chat:



The screenshot shows the Copilot Chat web application. At the top, there's a 'New chat' button. Below it, a grid of 'Suggested prompts' includes tasks like 'Get project help', 'Brainstorm gift options', 'Draft an introduction', 'Put info in a table', 'Prep for an interview', and 'Get more done'. On the right, a 'Recent chats' sidebar lists previous conversations. At the bottom, a 'Prompt box' contains the text 'Ask me anything...' and a 'Send your prompt!' button. A 'Copilot Prompt Gallery' link is also visible. A callout for 'Upload files' points to a file upload icon in the prompt box.

Suggested prompts
If you're not sure what to ask, try or modify a sample prompt!

Prompt box
Start your conversation here.

Start a new chat button
Clear your past chat and start a new conversation.

Recent chats
Return to a previous chat to continue the conversation

Copilot Prompt Gallery
View additional prompt suggestions, including saved prompts.

Send your prompt!

Upload files
If you'd like Copilot to source responses from information in specific files, add them here.

How to chat in 3 steps



1. Enter your prompt

Enter your detailed prompt in the text box at the bottom. If you would like Copilot to source information from any reference files, you can upload them in your prompt by selecting the paperclip icon.

Ask me anything...



2. Check sources

Copilot Chat is transparent about the sources of its information. See these sources listed underneath the answer. Vet these sources and validate your answers.

Learn more



1 microsoft.com

2 contoso.com



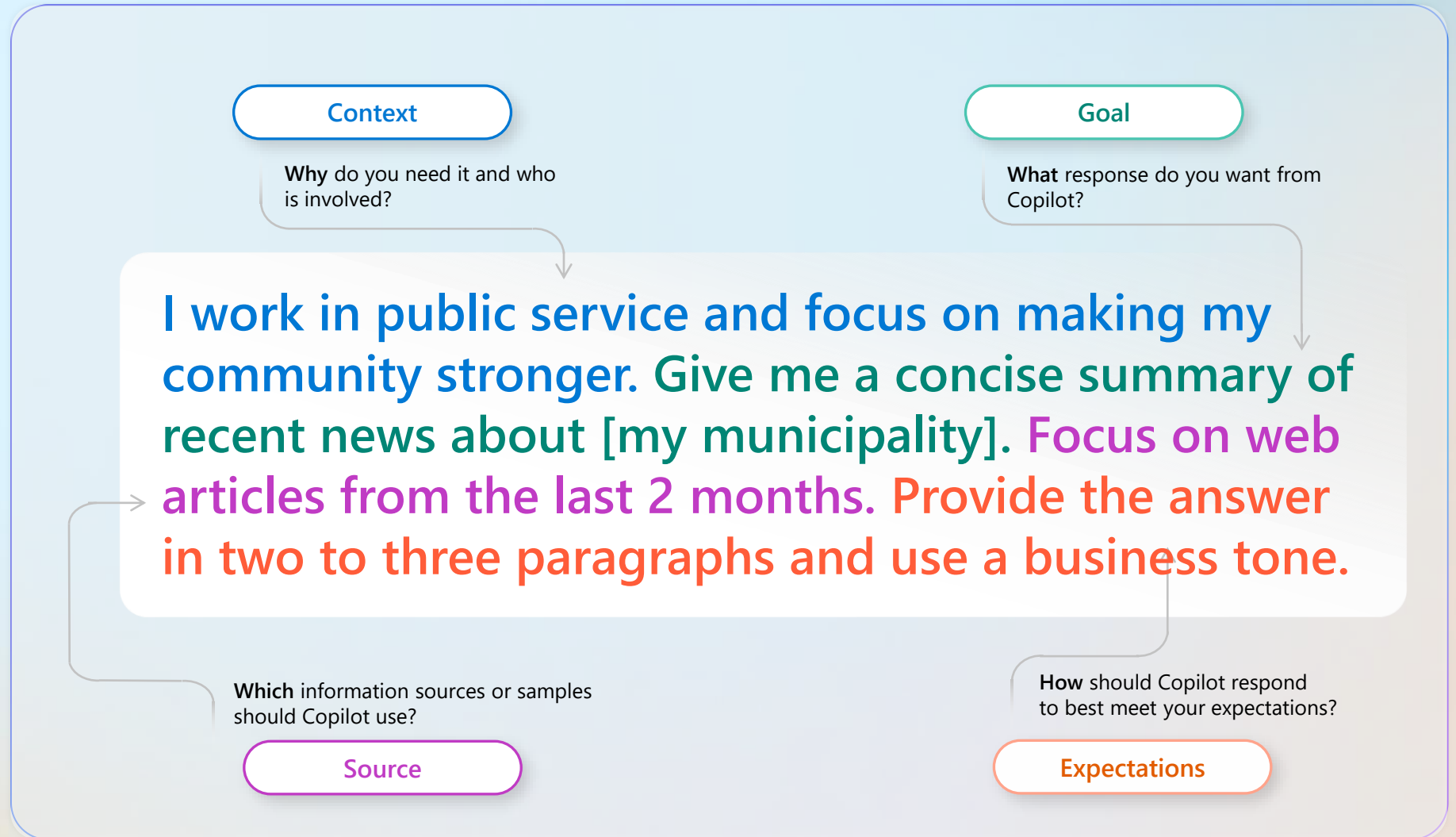
3. Continue the conversation

You can ask follow-up questions as you would in a conversation. You can refine the answer too.

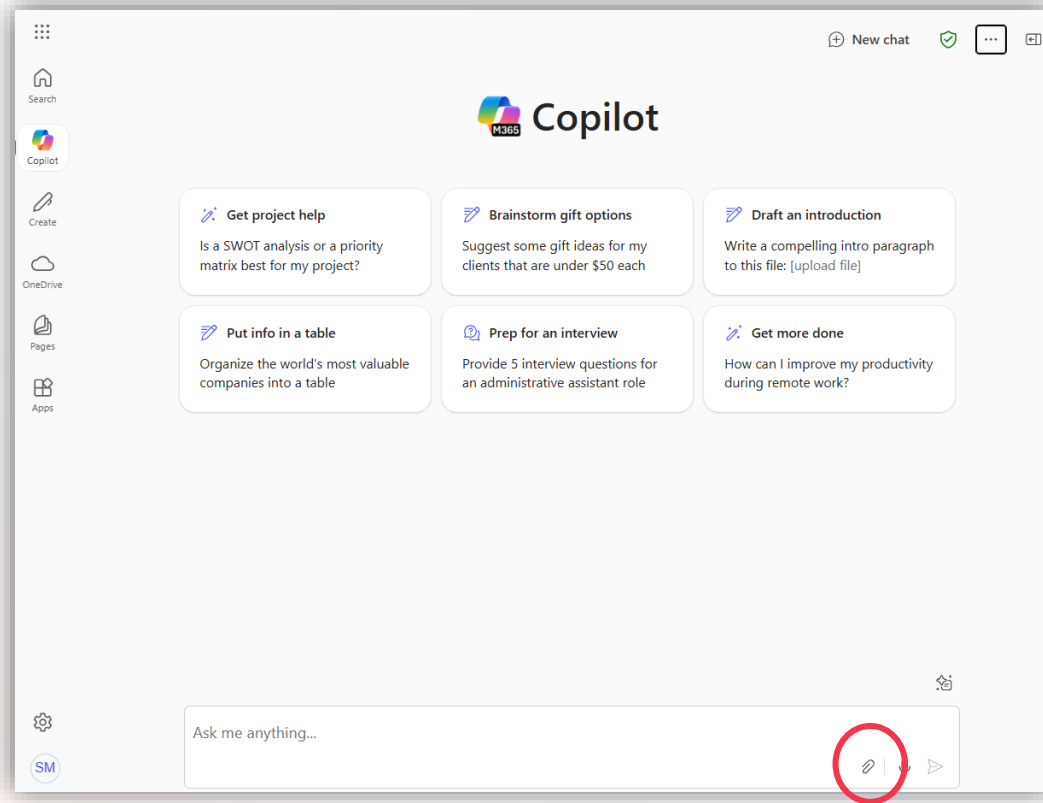
For example, try "Write a shorter answer" or "Give me more detail." You can also select suggested prompts.

Writing an effective prompt

To get the best response, it's important to focus on some of the **key elements** when phrasing your Copilot prompts.



Upload a file to your prompt



Want Copilot to respond using information from a Word document, PowerPoint deck, or other file? Select the paperclip icon in the Copilot Chat prompt box to upload a file.


Example prompt: Summarize this document in 5 bullet points. <attach file>

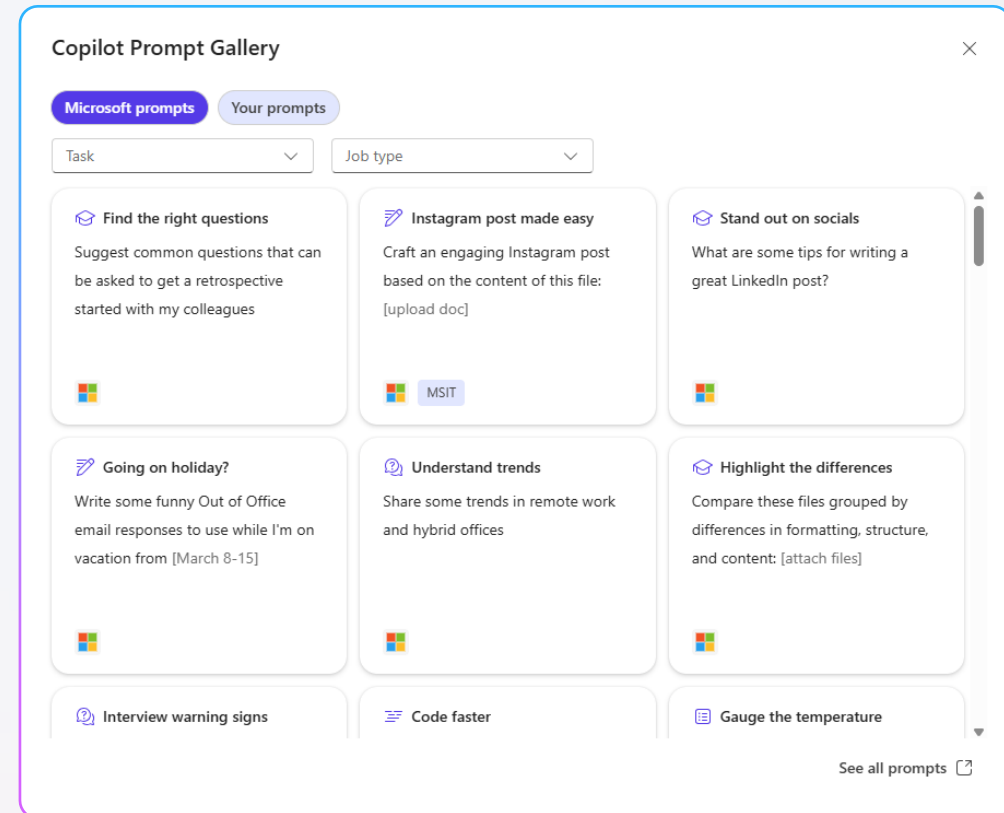
Note: Copilot Chat supports uploads of Word documents, PowerPoint decks, Excel spreadsheets, and PDFs. (Image files coming soon)

Discover and share Copilot prompts

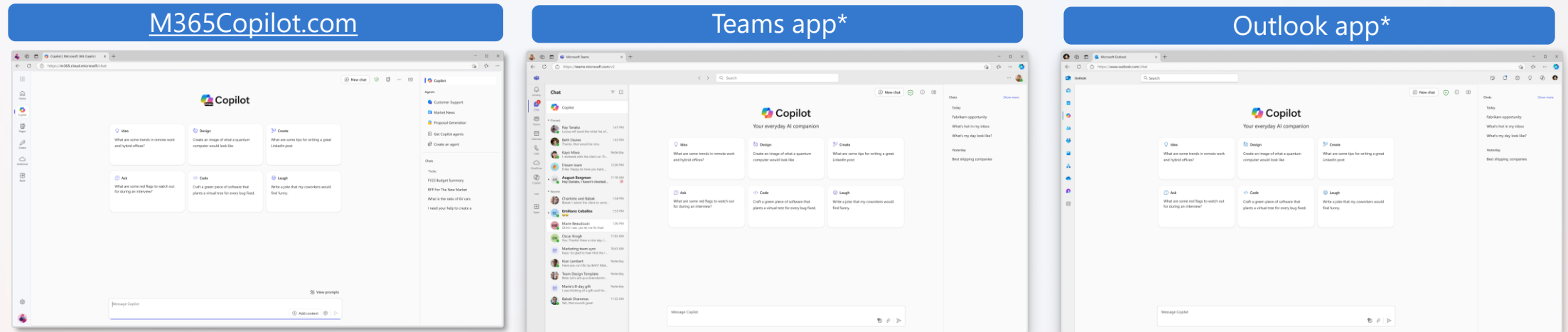
Copilot Prompt Gallery helps you find prompting inspiration so you can take greater advantage of Copilot in your daily work.

- Explore the curated selection of Copilot prompts
- Save your favorite prompts
- Share links to your favorite prompts with colleagues
- Find prompting inspiration from others

Access the Prompt Gallery in Copilot Chat by selecting the box with star icon  next to the prompt box. Here, you'll see suggested Copilot prompts and your saved prompts.

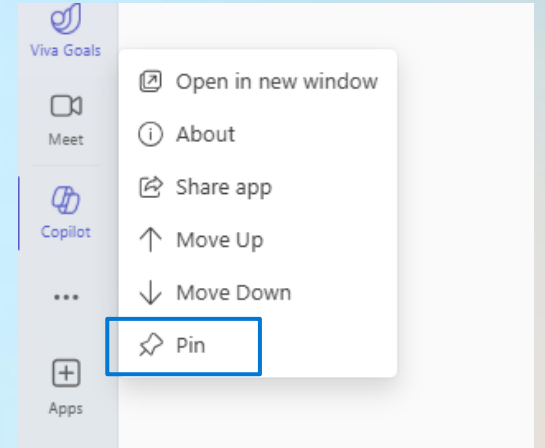
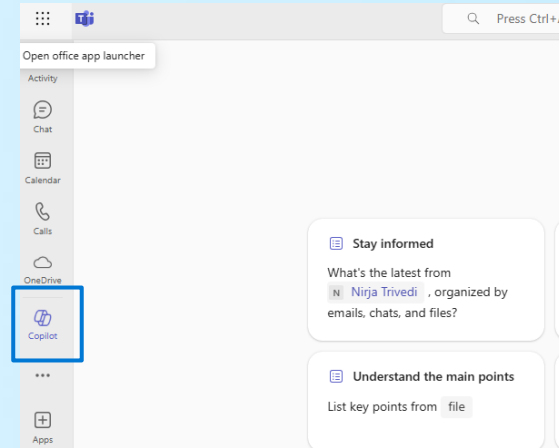
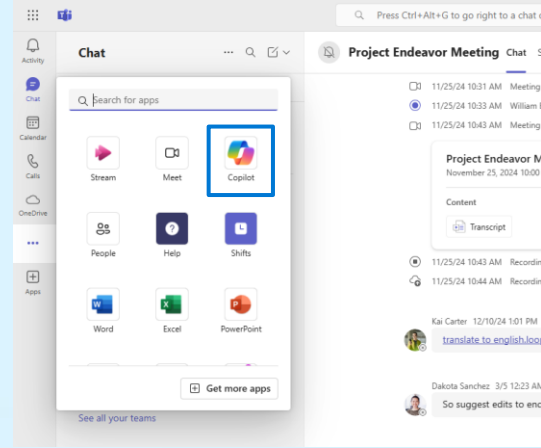
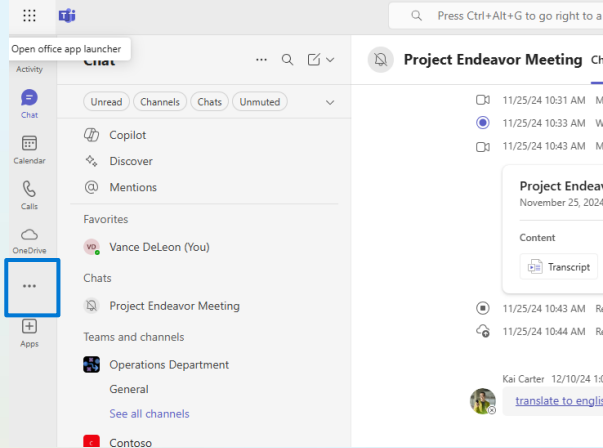


Access Copilot Chat from where you're working



**Ensure Copilot is pinned to your left navigation across Teams, Outlook, and the Microsoft 365 app.*

Pin Copilot Chat in your Teams app



1. Select the ellipses in the left sidebar in the Teams app to open the app library.

2. Select Copilot to open Copilot Chat. Or, type Copilot in the search bar.

3. Right click on Copilot in the left sidebar in the Teams app.

4. Select "Pin" to pin Copilot Chat to the sidebar for easy access.

Prompt Examples - Get the answers you need

Get hiring tips

How can I evaluate an interview candidate's soft skills?

Summarize a file

Summarize this document in 5 bullet points. <attach file>

Start your research

How have world literacy rates changed in the past 30 years?

Calculate the answer quickly

At \$X per unit, how many units to break even if costs are \$Y

Reach a broader audience

How do you say [thank you for your time] in Japanese?

Discover synonyms

What are some other words for [exciting]?

Understand trends

Share some trends in remote work and hybrid offices

Retrieve buried info

What are the deadlines mentioned in this file? <attach file>?

Boost your knowledge

Help me learn about [topic]. Provide 2 analogies & files to dig in.

Highlight the differences

Compare these two paragraphs grouped by differences in formatting, structure, and content: [paste content]

Monitor your PR

Give me a concise summary of recent news about [company]

Stay on top of tech advances

Summarize the main points of the latest research on AI

Make informed decisions

Create a table that compares top-selling office printers

Make your code better

Optimize and fix this code: [insert code]

Prompt Examples - Brainstorm and draft content

Co-create with Copilot

Ask me 3 questions to help me draft an email about [OKRs]

Going on holiday?

Write some funny Out of Office email responses.

Make it stand out

Suggest a few email subjects for the following email: [body]

Generate ideas

List ideas for a fun remote team building event

Put info in a table

Organize the world's most valuable companies into a table

Visualize the data (pending release of Image creation to GCC)

Create an image of a bar chart demonstrating growth

Track changes over time (pending release of Image creation to GCC)

Create a line chart showing the relationship between...

Start a conversation

Suggest ways to break the ice with my new colleague.

Jump-start a draft

Create an FAQ based on this file <attach file>

Draft an introduction

Write a compelling intro paragraph for this speech <attach file>

Make it better

Improve my writing in: <attach file>

Disagree gracefully

Provide a convincing counterargument to the following: [paste content]

Rally the team

Draft an exciting email ... using <attach files>

Get started on a plan

Draft a business plan based on [idea]

FAQ

Why is data protection important when using AI chat tools at work?

Company data and intellectual property are crucial to our competitive advantage. The problem with using generative AI without enterprise data protection is that prompts or content you generate can be exposed to the public as part of another answer. That's where Copilot Chat comes in: it's protected with enterprise data protection, so what you put in and get out is not used to train the underlying AI model. Our company data stays safe.

How do I know I'm using Copilot Chat with Enterprise Data Protection?

You'll know you're using Copilot Chat with Enterprise Data Protection if you see a green shield icon next to the "New chat" button.

Can I trust the answers generated when using AI?

Copilot Chat aims to base all its responses on reliable sources, but AI can make mistakes, and third-party content on the internet may not always be accurate or reliable. Copilot will sometimes misrepresent the information it finds. This is why Copilot is transparent and shows the sources of information behind its answers. Always check the sources before making decisions or taking actions based on

FAQ Continued

What can Copilot Chat access when I use it?

Copilot Chat leverages the latest web information to respond to your prompts. It does not have access to data from your device or your organization's information. You will need to use an agent to access work data. When using Copilot Chat in the Microsoft Edge sidebar, you can grant it permission to view content on your current page to generate summaries. However, Copilot Chat will not access or use other browser data, such as your browser history.

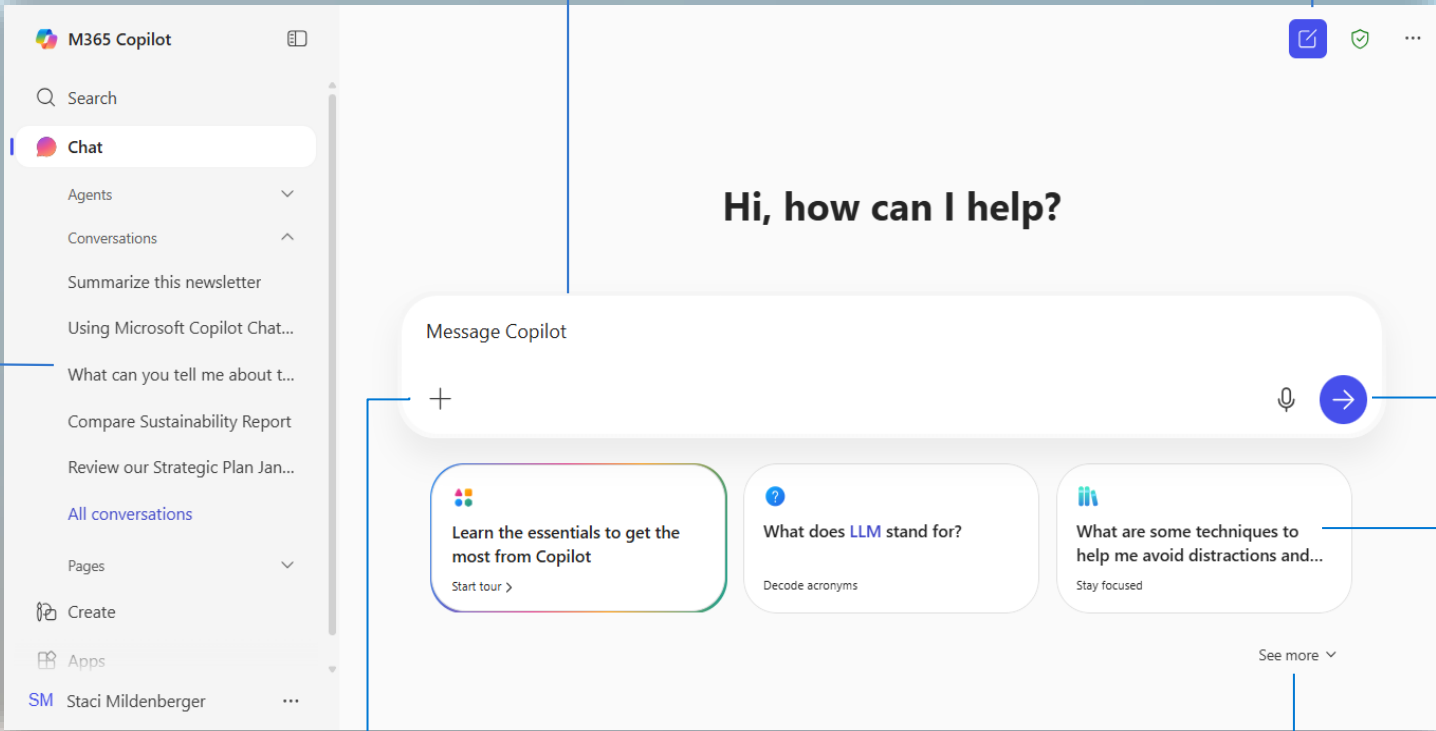
Are there limits for how much I can use Copilot Chat?

As with other AI tools, there are limits to how many turns (prompts and responses) you can do per chat conversation and per day. If you reach those limits, you will be notified within the experience. There are also limits for certain capabilities in Copilot Chat, like uploading files and generating images.

New Copilot Chat UI Coming Soon – be ready!

Start at M365Copilot.com

Here is a visual tour of new Copilot Chat:



The screenshot shows the M365 Copilot Chat interface. On the left is a sidebar with a search bar, a 'Chat' tab, and a list of recent chats including 'Summarize this newsletter', 'Using Microsoft Copilot Chat...', and 'What can you tell me about t...'. Below these are sections for 'All conversations', 'Pages', 'Create', 'Apps', and a user profile 'SM Staci Mildenerger'. The main area displays a greeting 'Hi, how can I help?' and a 'Message Copilot' input box with a plus icon and a send button. Below the input box is a 'Copilot Prompt Gallery' with three suggested prompts: 'Learn the essentials to get the most from Copilot', 'What does LLM stand for?', and 'What are some techniques to help me avoid distractions and...'. Annotations with blue lines point to various features: 'Recent chats' points to the chat list; 'Prompt box' points to the input area; 'Start a new chat button' points to a square icon in the top right; 'Send your prompt!' points to the send button; 'Suggested prompts' points to the prompt gallery; 'Upload files' points to a plus icon in the input box; and 'Copilot Prompt Gallery' points to the gallery section.

Prompt box
Start your conversation here.

Start a new chat button
Clear your past chat and start a new conversation.

Recent chats
Return to a previous chat to continue the conversation

Send your prompt!

Suggested prompts
If you're not sure what to ask, try or modify a sample prompt!

Upload files
If you'd like Copilot to source responses from information in specific files, add them here.

Copilot Prompt Gallery
View additional prompt suggestions, including saved prompts.